

Microphone CMic-V10 >>> User Manual

Thank you for choosing SYNCO product.
Please read this manual carefully before use and follow all instructions mentioned herein.

Caring For Your SYNCO Product

- Please keep the product in a dry, clean, dust-free environment.
- Keep corrosive chemicals, liquids and heat source away from the product to prevent mechanics damage.
- Use only a soft and dry cloth for cleaning the product.
- Malfunction may be caused by dropping, impact of external force.
- Do not attempt to disassemble the product. Doing so voids warranty.
- Please have the product checked or repaired by authorized technicians if any malfunctions happened.
- Failure to follow all the instructions may result in mechanics damage.
- Warranty does not apply to human errors.

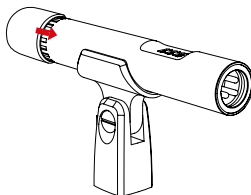
Product Introduction



- ① High Frequency Boost
- ② High-pass Filter
- ③ Front Attenuator

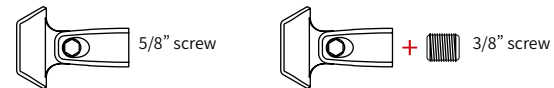
Operations

1. The Use of Wind Muff



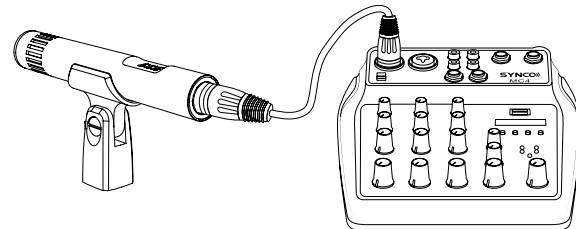
2. The Use of Mic Clip

The 5/8" screw and 3/8" screw accessible mic clip is for attaching accessories like boompole, mic stand.



3. The Use of Microphone

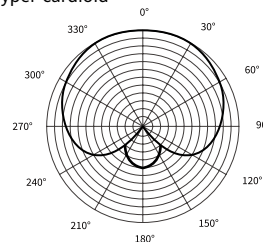
Connect the mic with the device via the XLR cable.



★ It is highly recommended that you set the recording level on your camera quite low, 1/2 or 1/3 of it at first, and tailor your levels to just about environment and recording device.

Specifications

1. Polar Pattern: Hyper-cardioid



2. Performance Parameter

Transducer	Back Electret Condenser
Frequency Response	40Hz-18KHz
Signal/Noise	82dB (1KHz at 1Pa)
Maximum SPL	130dB (T.H.D≤1% at 1KHz)
Sensitivity	-32dB±3dB (1dB=1V/Pa at 1KHz)
Impedance	600Ω±20%
Equivalent Noise Level	14dB(A)
High Frequency Boost	+3dB at 4~5KHz
High-pass Filter	150Hz
Front Attenuator	-10dB
Output Connector	XLR 3-Pin
Operating Voltage	12V-52 V (Phantom Power)
Operating Current	≤2mA
Material	Metal
Dimensions (φ×L)	23 x 145mm
Weight	94g

Warranty

Warranty Period

Thank you for purchasing SYNCO products.

1. Customers are entitled to free replacement or repair service in case of quality defect(s) found in the product under normal use within 30 days upon receipt of the product.

2. Original SYNCO products are entitled to **12-month** limited warranty service. The warranty period begins on the date of purchase of brand new, unused products by the first end-user.

Within the warranty period, if product defect or failure is attributable to material deflection or technological problem, the defective product or defective part will be repaired or replaced without charge (service and materials fee).

Warranty Exclusions and Limitations

- Faults resulted from inappropriate use of a product without following its operation specification
- Artificial damage, e.g. crash, squeeze, scratch, or soaking

- Modifications to a product by its user or a third party without prior written consent of SYNCO, e.g. replacement of element or circuit, label alteration
- The code on product is inconsistent with that of warranty certificate, or the code on the product or warranty certificate is altered or torn off
- All consumable accessory attached to a product, like cable, wind muff, battery
- Faults as a result of force majeure, such as fire, flood, lightning, etc.

Warranty Claim Procedure

- If failure or any problem occurs to your product after purchase, please contact a local agent for assistance, or you can always contact SYNCO's customer service through email at support@syncoaudio.com.
- Please retain your sales receipt and warranty certificate as proof of purchase. If any of these documents is missing, only sales return or chargeable service will be provided.
- If the SYNCO product is out of the warranty coverage, the service and the parts cost will be charged.

Guangzhou Zhiying Technology Co., Ltd

📍 Block 15th, No.200 Fangcun Avenue East, Liwan District, Guangzhou, China, 510000
✉ support@syncoaudio.com
🌐 www.syncoaudio.com
📘 <https://www.facebook.com/syncomicrophones>

WARRANTY CERTIFICATE

Please register your warranty. Meanwhile, you are welcomed to contact us via Email: support@syncoaudio.com

USER INFORMATION	Customer Name:
	Phone Number:
	Email:
SALES INFORMATION	Address:
	Sales Date:
	Model:
REPAIR RECORD	Product Code:
	Dealer:
	Service Date:
	Technician:
	Issue:

RESULT

Solved

Unsolved

Returned(Replaced)